

Uni Brother III OEM Chip  
Reset Operating Instruction  
V1.0

*Contents*

1. Feature .....2

2. Brother III Chip and JIG.....2

3. Operating Procedure .....2

4. Notice .....3


5. Code Hints and Meanings .....4

6. Model List .....5

## 1. Feature

Automatically identify models, reset to the exact model without changing the color, yield, and region.

## 2. Brother III Chip and JIG



## 3. Operating Procedure

OEM Reset& OEM Check& OEM SCAN

Make sure that the JIG is correctly aligned with the chip contacts.




Figure 1



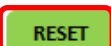
Click  in the main interface to scan chips.



Figure 2

After the chip is successfully scanned, you can enter into the final operation interface. Click to switch functions "RESET" "CHECK" "SCAN" and press the "Confirm" button on the JIG or Unismart device to carry out the chip operation.

	Brand	BROTHER	Series	MFC-J5330DW
	Product	LC3017BK	PCB	RST-BROTHER
			Type	Lnkjet
	Color	BK	JIG	BR3
	Region	USA	yield	
	Apex credits		OEMcredits	2
	Chip type	OEM Chip	Data type	
	Chip status	Chip already ok/new	Ink/toner	
Operation succeeded				
				

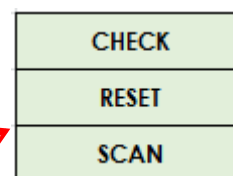

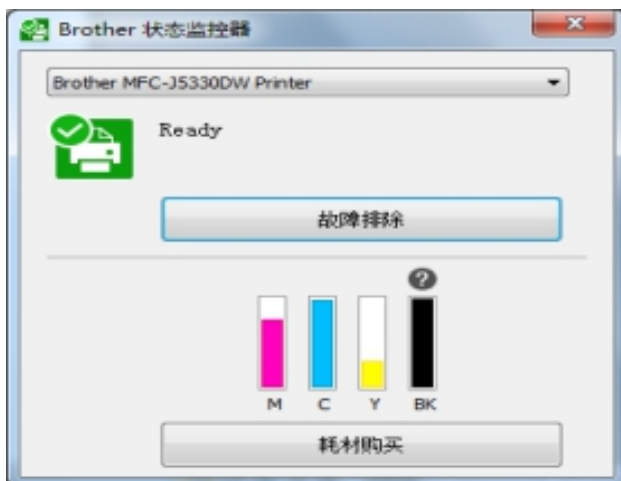


Figure 3

- ◆  is used to scan and check chip information and it is only available in the interfaces of Figure 2 and Figure 3. In other interfaces, this function cannot be operated.
- ◆ The operating procedure above is for LC3017BK and it can also be applied to other chip models.

## 4. Notice

- ◆ After resetting the OEM chip, Unismart device cannot display the specific model. Instead it will show the resetting result and the color of the reset cartridge. The device cannot distinguish between standard cartridge and starter cartridge.
- ◆ At present, there is no abnormality in the installation of the starter cartridge. However, according to our previous experience, it cannot be excluded that the starter cartridge may not be recognized if the printer firmware is upgraded or it is used on a new printer.
- ◆ The printer has a physical ink detection device. If the ink volume of a recycled ink cartridge is not consistent with the OEM ink cartridge's ink volume or the waste ink is high, printer's use effect will be affected.
- ◆ Install the cartridge with resetted chip into a printer, the printer will show the same information as the chip hasn't been reset before. But the printer with "Non-OEM" cartridge mounted with resetted chip will show "?" (as shown in the picture below, it actually is normal ink volume).



- ◆ Differences between the starter cartridge and the standard cartridge. Please see the pictures below:



Starter Cartridge





Standard Cartridge

## 5. Code Hinting and Meaning

Coding Hinting	Meaning	Analysis
Chip Already OK	Chip Already OK	/
Operation failed	Operation failed	①The chip is damaged. ②The JIG's probe does not align the contactors on the chip. ③The JIG is placed in the opposite direction.
Operation succeeded	Operation succeeded	/
Chip not match	Chip doesn't match	The chip that needs to be reset cannot select the current model.
Data not match	Data not match	①The chip is installed and its data is rewritten by the printer. ②The detected chip model doesn't match with the selected model on the Unismart device.
Chip is locked	Chip is locked	/
Chip's useful life is over	Chip's useful life is over	/
Brand new chip	Brand new chip	/
No chip detected	No chip detected	/
Wrong JIG ID	Wrong JIG ID	/
Not found JIG	Not found JIG	/

## 6. Model List

<b>BR3</b> (Standard Cartridge with OEM data)	 	Brother	LC3029BK	LC3029BK	Brother MFC-J5830DW/J5830DW XL/J6535DW/ J6535DW XL/J5930DW/J6935DW (US)
			LC3029C	LC3029C	
			LC3029M	LC3029M	
			LC3029Y	LC3029Y	Brother MFC- J5330DW/J6530DW/J6930DW/ J6730DW (US)
			LC3017BK	LC3017BK	
			LC3017C	LC3017C	
			LC3017M	LC3017M	
			LC3017Y	LC3017Y	
			LC3019BK	LC3019BK	
			LC3019C	LC3019C	
			LC3019M	LC3019M	
			LC3019Y	LC3019Y	Brother MFC- J5330DW/J5335DW/J5730DW/J5930DW/J6 530DW/J6930DW/J6935DW (EUR)
			LC3217BK	LC3217BK	
			LC3217C	LC3217C	
			LC3217M	LC3217M	
			LC3217Y	LC3217Y	
			LC3219BK	LC3219BK	
			LC3219C	LC3219C	
			LC3219M	LC3219M	
			LC3219Y	LC3219Y	Brother MFC- J5330DW/J5730DW/J6530DW/J6930DW/J6 730DW (AU)
			LC3317BK	LC3317BK	
			LC3317C	LC3317C	
			LC3317M	LC3317M	
			LC3317Y	LC3317Y	
			LC3319BK	LC3319BK	
			LC3319C	LC3319C	
			LC3319M	LC3319M	
			LC3319Y	LC3319Y	Brother MFC-J5930DW/J6935DW (AU)
			LC3329BK	LC3329BK	
			LC3329C	LC3329C	
			LC3329M	LC3329M	Brother MFC-J6995CDW (JPN)
			LC3329Y	LC3329Y	
			LC3129BK	LC3129BK	
			LC3129C	LC3129C	Brother MFC-J6980CDW/J6580CDW (JPN)
			LC3129M	LC3129M	
			LC3129Y	LC3129Y	
			LC3117BK	LC3117BK	
			LC3117C	LC3117C	
			LC3117M	LC3117M	
			LC3117Y	LC3117Y	
			LC3119BK	LC3119BK	Brother MFC- J2330DW/J2730DW/J3530DW/3930DW (AP)
			LC3119C	LC3119C	
			LC3119M	LC3119M	
			LC3119Y	LC3119Y	
			LC3617BK	LC3617BK	
			LC3617C	LC3617C	
			LC3617M	LC3617M	
			LC3617Y	LC3617Y	Brother MFC-J2330DW Brother MFC-J3930DW (ME)
			LC3619BK	LC3619BK	
			LC3619C	LC3619C	
			LC3619M	LC3619M	Brother MFC-J890DW/J895DW Brother DCP-J772DW/J774DW (EUR)
			LC3619Y	LC3619Y	
			LC3719BK	LC3719BK	
			LC3719C	LC3719C	
			LC3719M	LC3719M	
			LC3719Y	LC3719Y	
			LC3213BK	LC3213BK	
			LC3213C	LC3213C	
			LC3213M	LC3213M	
			LC3213Y	LC3213Y	

# OEM Chip Reset Operating Instruction



## BR3





(Standard Cartridge with non-OEM data)



Brother

LC3029BK-N	LC3029BK	Brother MFC-J5830DW/J5830DW XL/J6535DW/J6535DW XL/J5930DW/J6935DW (US)
LC3029C-N	LC3029C	
LC3029M-N	LC3029M	
LC3029Y-N	LC3029Y	Brother MFC-J5330DW/J6530DW/J6930DW/J6730DW (US)
LC3017BK-N	LC3017BK	
LC3017C-N	LC3017C	
LC3017M-N	LC3017M	
LC3017Y-N	LC3017Y	
LC3019BK-N	LC3019BK	
LC3019C-N	LC3019C	
LC3019M-N	LC3019M	
LC3019Y-N	LC3019Y	Brother MFC-J5330DW/J5335DW/J5730DW/J5930DW/J6530DW/J6930DW/J6935DW (EUR)
LC3217BK-N	LC3217BK	
LC3217C-N	LC3217C	
LC3217M-N	LC3217M	
LC3217Y-N	LC3217Y	
LC3219BK-N	LC3219BK	
LC3219C-N	LC3219C	
LC3219M-N	LC3219M	
LC3219Y-N	LC3219Y	Brother MFC-J5330DW/J5730DW/J6530DW/J6930DW/J6730DW (AU)
LC3317BK-N	LC3317BK	
LC3317C-N	LC3317C	
LC3317M-N	LC3317M	
LC3317Y-N	LC3317Y	
LC3319BK-N	LC3319BK	
LC3319C-N	LC3319C	
LC3319M-N	LC3319M	
LC3319Y-N	LC3319Y	Brother MFC-J5930DW/J6935DW (AU)
LC3329BK-N	LC3329BK	
LC3329C-N	LC3329C	
LC3329M-N	LC3329M	
LC3329Y-N	LC3329Y	Brother MFC-J6995CDW (JPN)
LC3129BK-N	LC3129BK	
LC3129C-N	LC3129C	
LC3129M-N	LC3129M	
LC3129Y-N	LC3129Y	Brother MFC-J6980CDW/J6580CDW (JPN)
LC3117BK-N	LC3117BK	
LC3117C-N	LC3117C	
LC3117M-N	LC3117M	
LC3117Y-N	LC3117Y	
LC3119BK-N	LC3119BK	
LC3119C-N	LC3119C	
LC3119M-N	LC3119M	
LC3119Y-N	LC3119Y	Brother MFC-J2330DW/J2730DW/J3530DW/3930DW (AP)
LC3617BK-N	LC3617BK	
LC3617C-N	LC3617C	
LC3617M-N	LC3617M	
LC3617Y-N	LC3617Y	
LC3619BK-N	LC3619BK	
LC3619C-N	LC3619C	
LC3619M-N	LC3619M	
LC3619Y-N	LC3619Y	Brother MFC-J2330DW Brother MFC-J3930DW (ME)
LC3719BK-N	LC3719BK	
LC3719C-N	LC3719C	
LC3719M-N	LC3719M	
LC3719Y-N	LC3719Y	Brother MFC-J890DW/J895DW Brother DCP-J772DW/J774DW (EUR)
LC3213BK-N	LC3213BK	
LC3213C-N	LC3213C	
LC3213M-N	LC3213M	
LC3213Y-N	LC3213Y	

# OEM Chip Reset Operating Instruction

<b>BR3</b> (Starter Cartridge with OEM data)	 	Brother	LC3029BK-S	LC3029BK	Brother MFC-J5830DW/J5830DW XL/J6535DW/J6535DW XL/J5930DW/J6935DW (US)
			LC3029C-S	LC3029C	
			LC3029M-S	LC3029M	
			LC3029Y-S	LC3029Y	
			LC3017BK-S	LC3017BK	Brother MFC-J5330DW/J6530DW/J6930DW/J6730DW (US)
			LC3017C-S	LC3017C	
			LC3017M-S	LC3017M	
			LC3017Y-S	LC3017Y	
			LC3217BK-S	LC3217BK	Brother MFC-J5330DW/J5335DW/J5730DW/J5930DW/J6530DW/J6930DW/J6935DW (EUR)
			LC3217C-S	LC3217C	
			LC3217M-S	LC3217M	
			LC3217Y-S	LC3217Y	
			LC3219BK-S	LC3219BK	Brother MFC-J6995CDW (JPN)
			LC3219C-S	LC3219C	
			LC3219M-S	LC3219M	
			LC3219Y-S	LC3219Y	
			LC3129BK-S	LC3129BK	Brother MFC-J6980CDW/J6580CDW (JPN)
			LC3129C-S	LC3129C	
			LC3129M-S	LC3129M	
			LC3129Y-S	LC3129Y	
			LC3117BK-S	LC3117BK	
			LC3117C-S	LC3117C	
			LC3117M-S	LC3117M	
			LC3117Y-S	LC3117Y	
<b>BR3</b> (Starter Cartridge with non-OEM data)	 	Brother	LC3029BK-N-S	LC3029BK	Brother MFC-J5830DW/J5830DW XL/J6535DW/J6535DW XL/J5930DW/J6935DW (US)
			LC3029C-N-S	LC3029C	
			LC3029M-N-S	LC3029M	
			LC3029Y-N-S	LC3029Y	
			LC3017BK-N-S	LC3017BK	Brother MFC-J5330DW/J6530DW/J6930DW/J6730DW (US)
			LC3017C-N-S	LC3017C	
			LC3017M-N-S	LC3017M	
			LC3017Y-N-S	LC3017Y	
			LC3217BK-N-S	LC3217BK	Brother MFC-J5330DW/J5335DW/J5730DW/J5930DW/J6530DW/J6930DW/J6935DW (EUR)
			LC3217C-N-S	LC3217C	
			LC3217M-N-S	LC3217M	
			LC3217Y-N-S	LC3217Y	
			LC3219BK-N-S	LC3219BK	Brother MFC-J6995CDW (JPN)
			LC3219C-N-S	LC3219C	
			LC3219M-N-S	LC3219M	
			LC3219Y-N-S	LC3219Y	
			LC3129BK-N-S	LC3129BK	Brother MFC-J6980CDW/J6580CDW (JPN)
			LC3129C-N-S	LC3129C	
			LC3129M-N-S	LC3129M	
			LC3129Y-N-S	LC3129Y	
			LC3117BK-N-S	LC3117BK	
			LC3117C-N-S	LC3117C	
			LC3117M-N-S	LC3117M	
			LC3117Y-N-S	LC3117Y	

"Apex" herein refers to Apex Microelectronics Co., Ltd. The information contained herein is subject to change without prior notification. Apex shall not be liable for technical or editorial errors or omissions contained herein. Photographed products may not always match the description.