

Unismart Product Update Notification

Date: **October, 2017**

1. Unismart Device






Subject	Before	After
Firmware Version	≤V3.25.5	V3.25.6

- The device is systematically optimized.

2. Uni-JIG Upgrade

JIG Code	Item	Before	After	Reason of Change
ST1	Software Version	≤V2.9	V3.1	JIG optimization

The corresponding PCB boards for Samsung MLT-D101/111 series:

"U" Character	Picture	PCB Code	For Use in Printer
S1		CC4S2240	Samsung 101/504/506/117
S2		CC4S3230	Samsung 406
S3		CC4S2530	Samsung 111 /115 Xerox 2773
OS3		CC4S2540	Samsung 203
OS4		CC4S3540	Samsung 204/116 Xerox 2775/2777/2778
S5		CC4S2640	Samsung 709/809/659/358
S6		CC4S3240	Samsung 405

S7		CC4S2230	Samsung 505
S9		CC4S2770	Samsung 303/707
B03		CC4S2780	Samsung 708/808

Note: Early, Apex received feedback from our customers that some chip models cannot be recognized by printers since they are beyond the PCB board's applicable range. Again, it is strongly recommended that users should reset the chip in strict accordance with the comparison table shown above. For example, PCB board S1 (CC4S2240) can only be used for resetting chip models MLT-D101/117/ and CLT-504/506.

If there is any question, please contact your sales manager.

"Apex" herein refers to Apex Microelectronics Co., Ltd. The information contained herein is subject to change without prior notification. Apex shall not be liable for technical or editorial errors or omissions contained herein. Photographed products may not always match the description.