

Unismart Update Notifications

V3.23 20150119

Hardware Change





1. **Unismart Device:** No change
2. **JIGs (TestHeads)**
 - **Details of Newly Added JIGs:** No Change
 - **Details of Changed JIGs:**

New JIG				Former JIG				Reasons of Change
JIG Code	Program Version	Applicable for Blank Chip	Expected Date of Availability	JIG Code	Program Version	Applicable for Blank Chip	Expected Date of Unavailability	
H01	V1.6	APEX (EP1;EP7;EP2;EP8;EP9;EP6) OEM (RST-EPSON2; RST-EPSON3; RST-EPSON4)	Available at the end of January, 2015. Now for samples.	EP1	V1.5	APEX (EP1;EP7;EP2;EP8;EP9) OEM (RST-EPSON2; RST-EPSON3; RST-EPSON4)	2015.12	Expand the application ranges of JIG: for EP6 series products (Epson VI T16 / T24 Series product)

3. **Blank Chips:**
 - **Details of Changed Chips:**
 - In order to better distinguish corresponding Epson 731/73N/T12/T676/T653 Series Unismart chips and to help customers to search corresponding models conveniently, the PCB codes of Epson series Unismart chips have been changed to match with the correct model application ranges. The adjusted relation shows as follow:

PCB Code	Extra-Code on Chip	JIG Code	For Use in Cartridge	Remarks
EP7	2H9380	EP1/H01	Epson 73N series	1) Due to the chip size and other reasons, there is no "PCB code" printed on the chip. Customers can judge the chip type by the extra-codes on chip.
EP1	0F9520		Epson 731 series	
EP2	2320	EP1/H01	EPSON 3 rd generation T12/T13/T14/T15 series	2) V3.23 Reference Table is made in accordance with the changed information. 3) Both Jig EP1 and Jig H01 can be used for the related models; however the device will only prompt using JIG EP1 for these models. You can purchase JIG H01 separately if you need to program EP6 series chips we newly released.
EP8	1520		EPSON 3 rd generation T676/T701/T711/ (IC90M/L) series	
EP9	1630		EPSON 3 rd generation T653/T655 series	

● Details of Newly Added Blank Chips

PCB Code	Chip Photos	JIG Code	Used for Cartridges
S7		ST1	Samsung 505 cartridges
S9		ST1	Samsung 303/707 cartridges
B03		ST1	Samsung 708/808 cartridges
EP6		H01	Epson IV inkjet cartridges

- Important Note: Only after the Unismart firmware upgraded to V3.23, EP6/EP7/EP8/EP9/S7/S9/B03 can be found in "PCB Code" interface of Unismart device. (For specific information, please refer to the "upgrade path" in "software change")

4. **Package:** No Change
5. **Label:** No Change
6. **Installation Method:** No Change

Unismart Product Change Notification

Software Change

Upgrade Path

- If the Unismart Update software version you are using is not the newest one, please login Unismart module on www.apexmic.com to download **Unismart Update software 5.02.rar**, and install Unismart Update Software V5.02 in accordance with the "Uni Manual (Uni-Update) V3.23".
- Please refer the Bootload and Firmware version in your device. And refer to below table to upgrade your device to V3.23 after logging Network client end "ApexClient";

Bootload Version	Firmware Version	Upgrade Method
<3.6C	≤V3.21	Download the 1st 0 credit package to update device boot load, then pack and download a 2nd 0 credit package to update product data & Jig, Please PACK the 2nd package only after you UPDATE the device boot load with the 1st package.
3.6C	V3.22	Login Network client end "ApexClient" to pack and download an upgrade package of 0 credits, then upgrade to the device.

- After such update, the following changes will take place on relative software of the Unismart system.

1. Upgrade Software:

- Details of Changes



Item	Before	After	Reason of Change
Upgrade Software Version	Unismart Update software 5.01	Unismart Update software 5.02	Device operation log export function is added in Upgrade client end "Unismart Update Software". The specific function described in section 4, <i>Upgrade client end "Unismart Update Software"</i> .

2. Device System Software:

- Version Number

Item	Before	After
Bootload Version	≤3.6C	3.7C
Firmware Version	≤V3.22	V3.23

- Device Interface:

Interface/display	Before	After	Newly Changed
Help Interface			<ol style="list-style-type: none"> 1. Remove the "Printer refer" function, which was reserved and not used, to avoid confusion. 2. "History" replaces "Past records" to help better distinguish the function. No specific features change.

- Function: No Change

3. JIG Software:

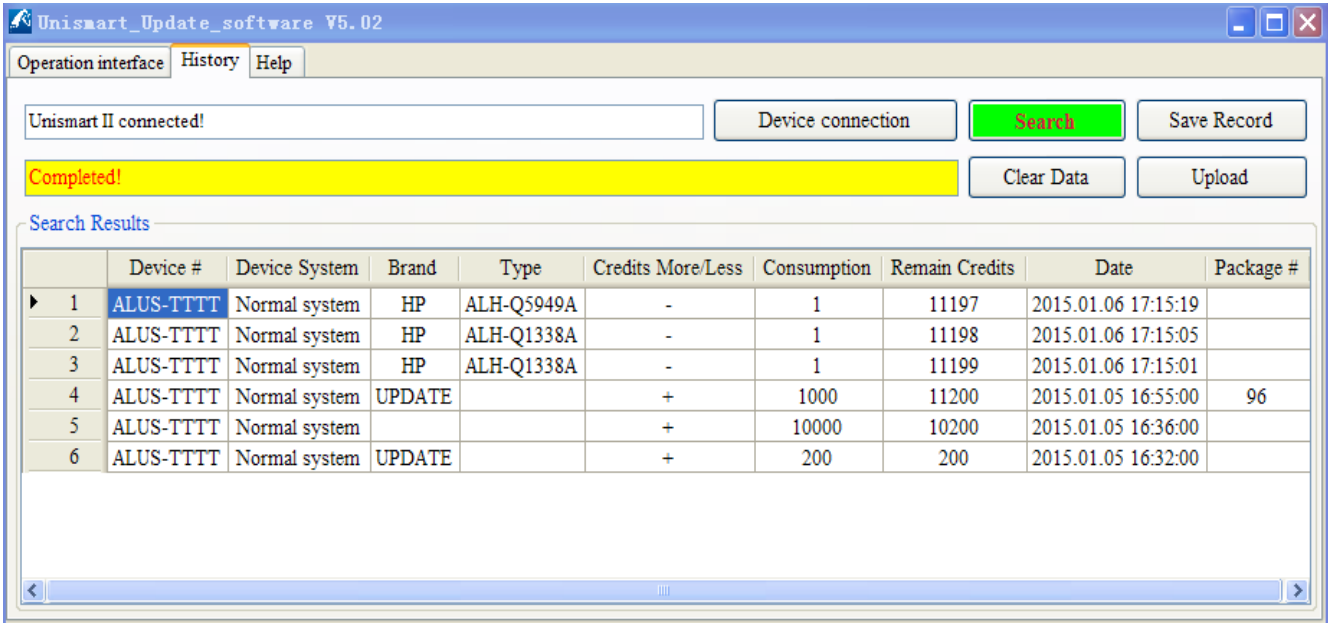
- Details of changes

JIG Code	Changed Item	Before	After	Remarks
ST1	Software version	V1.5	V1.6	Applicable scope of blank chips has been expanded. After the device updated to V3.23, the JIG software will be updated to V1.6 automatically to be able to program corresponding new chips.
	Applicable blank chip range	Apex (S1;S2;S3;S4; S5;S6;T1;T2;T3)	Apex (S1;S2;S3;S4; S5;S6; S7;S9; B03 ;T1;T2;T3)	

4. Upgrade Client End “Unismart Update Software”:

- **Function: Newly History Function**

A new device operation log export function is added in Upgrade client end “Unismart_Update_Software” V3.23: the interface shows as follow. You can export Device #, Device System, Consumption, Remain Credits, Date and other information. For specific instruction please refer to *Uni Manual (Uni-Update) V3.23*;



5. Network Client End “ApexClient”: No Change

6. **Uni-APP:** Newly Russian language interface is added. You can go to <http://www.apexmic.com/unismart/support-46.html> to download and try. For detail please refer to “**User Manual (Uni-APP) V1.1**”.

7. Product Range

In the product change this time, new models have been added, unnecessary models have been deleted, and several model code have been changed; for details please refer to the appended table “Uni New Models V3.23”. To avoid choosing wrong product model, please go to <http://www.apexmic.com/unismart/support-46.html> to download “Reference Table (Uni-Apex) V3.23” and “Reference Table (Uni-OEM) V3.23” for reference. Meanwhile, log in Unismart network client end “ApexClient” to read relating news on new products.

8. Language System

- **Details of Newly Increased**

Project	Existing Language	Added Language
Device System	Chinese, English, Russian	None
Upgrade Client	Chinese, English, Russian, Korean	None
Network Client	Chinese, English, Russian, Korean	None
Uni-APP	Chinese, English,	Russian

Unismart Product Change Notification

Document

Document	Latest Document Name	Update
User Manual	Uni Manual(Uni-Device) V3.23	2015-1-19
	Uni Manual(Uni-Update) V3.23	2015-1-19
	User Manual(Uni-APP) V1.1	2015-1-19
FAQ	FAQ V3.23	2014-10-31
Reference Table	Reference Table(Uni-OEM) V3.23	2015-1-19
	Reference Table(Uni-Apex) V3.23	2015-1-19
	Uni Component Catalog V3.23	2015-1-19
Packing List	Uni Packing List V3.23	2015-1-19
Chip Position	Uni Chip Position	2015-1-19
Video	None	None

The Packing List is appended with the delivered goods. For other documents, please login <http://www.apexmic.com/unismart/support-46.html> to download the latest versions.

Unismart Product Change Notification

Appendix

Appendix-Uni New Models V3.23